



REGIONAL
ANIMAL SERVICES
DIRECTOR'S
REPORT
January 27, 2023



All Animal Intakes 2nd Quarter

	Total	Dogs	Cats	Bird	Livestock	Other
FY 23	2758	1439	1165	34	3	113
FY 22	2654	1147	1012	31	5	157
FY 21	2224	1177	844	71	14	118
FY 20	3088	1743	1040	102	7	196
FY 19	3212	1808	1109	98	6	191

2021 to 2022

↑ 3.9% Total Animals ↑ 25% Dogs ↑ 15% Cats **184 Animals (107 dogs and 77) cats were S/N

2022 to 2019

↓ 11.9% Total Animals ↓ 21% Dogs ↑ 12% Cats

2022 to 2018

↓ 16.5% Total Animals ↓ 25.6% Dogs ↑ 5% Cats

Animal Intake

Animal Intake Types

2 nd Quarter	FY 23	FY 22	FY 21	FY 20	FY 19	FY 23 - FY 22 (+/-)	FY23- FY20 (+/-)	FY 23- FY 19 (+/-)
Stray	1901	1617	1402	2182	2230	+ 17.5%	- 15%	-17%
Welfare	352	237	249	290	319	+ 48%	+ 41%	+ 10%
Abandoned	67	40	18	31	68	+ 40%	+53%	- 1%
Quarantine	78	97	80	94	76	- 24%	- 20%	+ 2%
Owner Relinq	51	121	21	50	73	- 57%	+ 1%	- 43%
Euthanasia	9	10	17	11	13	- 11%	- 22%	- 44%
Wildlife	6	13	16	75	71	- 53%	- 92%	- 91%
Born in Shelter	10	13	4	5	21	- 30%	+ 60%	- 52%
DOA Disposal	284	322	250	350	341	-13 %	-23 %	- 20%





2 nd Quarter	FY 23	FY 22	FY 21	FY 20	FY 19	FY 23- FY 22 (+/-)	FY 23- FY 20 (+/-)	FY 23- FY 19 (+/-)
Total	2845	3049	2527	3140	3246	- 7%	- 9%	- 12%
Dogs	1456	1662	1170	38	179	- 12%	- 16%	- 21%
Cats	1241	1170	940	1084	1112	+ 6%	+ 14%	+ 11%
Birds	34	38	78	104	104	- 10%	- 67%	- 67%
Others	114	179	138	209	193	- 36%	- 45%	- 40%

Outcomes by Species

All Animal Outcomes Quarter 2

2 nd Quarter	FY 23	FY 22	FY 21	FY 20	FY 19	FY 23-FY 22 (+/-)	FY 23- FY 20 (+/-)	FY 23-FY 19 (+/-)
RTO	909	1222	1094	1135	1141	- 26%	- 19%	- 20%
Transferred	1506	1334	1026	1431	1572	+ 13%	+ 5%	- 4%
Died	15	13	9	24	22	+ 15%	- 37%	- 31%
Euthanized	75	91	76	156	127	- 17%	- 51%	- 40%
Vet Euthanized	26	16	22	25	20	+ 62%	+ 1%	+ 30%
Wildlife Reloc.	2	3	4	9	13			
Adoption	1	0	0	0	0			
Cares	1	0	0	0	0			
DOA Disposal	295	360	283	348	337	- 18%	-17%	-20 %
DOA RTO	7	10	12	12	14			
Finder RTN	1	0	0	0	0			
RTOC	7	0	0	0	0			

Transfers

SPCA – NN 33 Animals, 2 %

NHS 1412 Animals, 94%

Pet Network-22 Animals, 1%

Impounded Microchipped Animals


2nd Quarter

FY 23	FY 22	FY 21	FY 20	FY 19	FY 23- FY 22 (+/-)	FY 23- FY 20 (+/-)	FY 23- FY 19 (+/-)
851	997	818	943	1062	-15%	-10%	-20%





2 nd Quarter	FY 23	FY 22	FY 21	FY 20	FY 19	FY 23 – FY 22 (+/-)	FY 23 – FY 20 (+/-)	FY 23 – FY 19 (+/-)
All Pets Returned Home	909	1222	1094	1135	1141	-26%	-20%	-20%
Pets Returned Home by Chip	572	688	583	688	739	-17%	-17%	-23%
Pets Returned Home by Chip Vs Without a Chip	63%	56%	53%	61%	65%	+12%	+4%	-3%
Fiscal Year	FY 23	FY 22	FY 21	FY 20	FY 19	FY 23 – FY 22 (+/-)	FY 23 – FY 20 (+/-)	FY 23 – FY 19 (+/-)
Pets Returned Home by Chip Vs Without a Chip	63%	56%	56%	62%	63%	+13%	+2%	+1%



Animals Returned to
Owner



Field Services



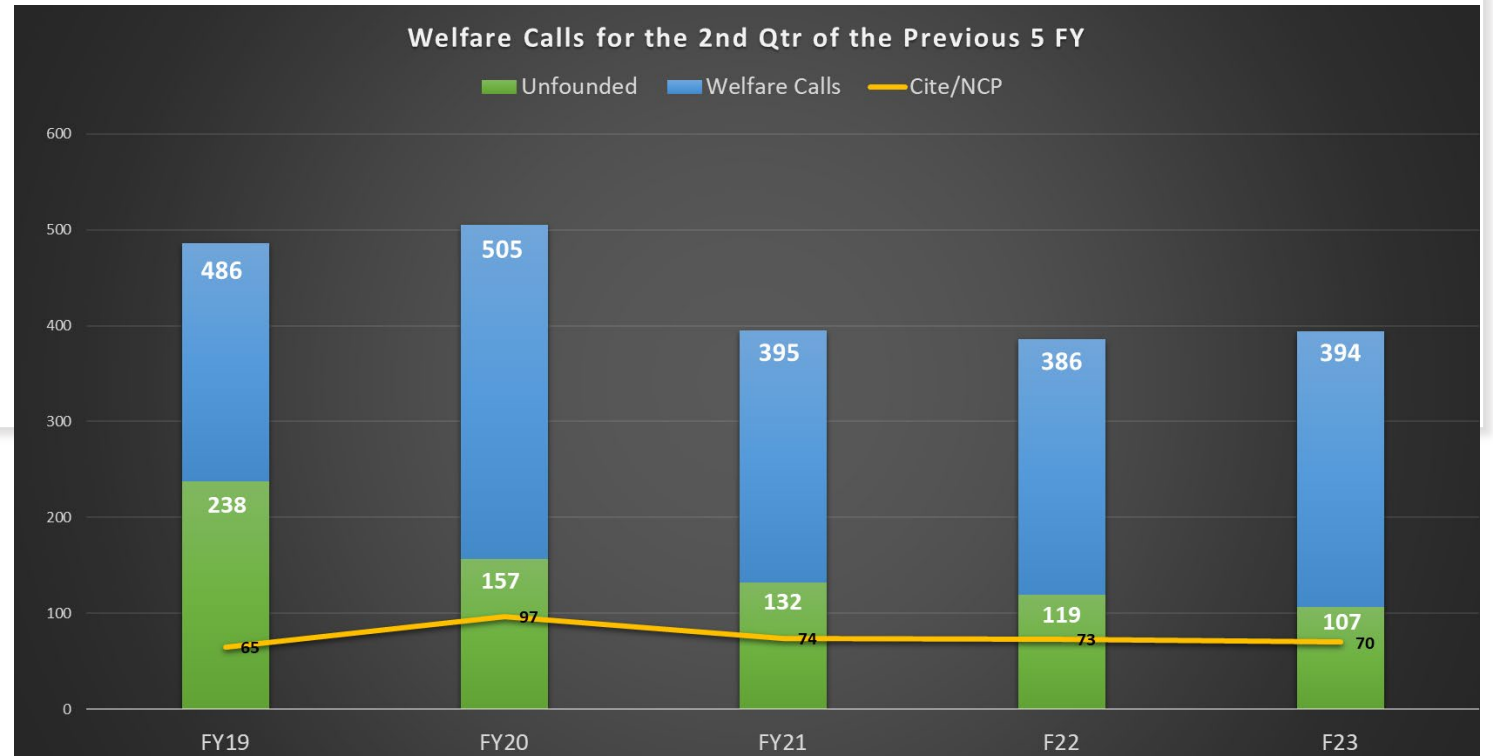


Calls for Service



2 nd Quarter	FY 23	FY 22	FY 21	FY 20	FY 19	FY 23 – FY 22 (+/-)	FY 23 – FY 20 (+/-)	FY 23 – FY 19 (+/-)
Stray	2270	2356	2115	2963	2982	-4%	-23%	-24%
Welfare	859	839	807	1092	1011	+2%	-21%	-15%
Bite	524	594	531	575	524	-12%	-9%	0%
Noise	691	535	581	596	681	+29%	+16%	+1%
Unrestrained	454	349	350	368	330	+30%	+23%	+38%
Other	1565	1591	1696	2095	2238	-2%	-25%	-30%
Total Calls	6363	6264	6080	7689	7766	+2%	-17%	-18%

Welfare Calls



2 nd Quarter	FY 23	FY 22	FY 21	FY 20	FY 19	FY 23 – FY 22 (+/-)	FY 23 – FY 20 (+/-)	FY 23 – FY 19 (+/-)
Total Calls	394	386	395	505	486	+2%	-22%	-19%
Unfounded	107	119	132	157	238	-10%	-32%	-55%
Cite/NCP	70	73	74	97	65	-4%	-28%	+8%

OUTREACH Q2 FY 2023

October 1 2022 - December 31 2022



Collars

147

ID Tags

182



Events

11



CARES Support

119



Seniors

331

Pets fed

721



Vaccinations

440



EVENT DETAILS

5

Events

- Presentation at Glen Duncan Elementary
- Barktoberfest
- Kritters and Krafts
- Holiday pet enrichment
- Petsgiving donation drive

4

Clinics

Vaccination clinics (3)

- **263** pets served

Livestock Microchip clinic (1)

- **22** livestock microchipped

3



Pet food Distribution events

- **331** seniors served
- **721** pets fed
- **56%** homebound seniors

8

Public Microchip scanning stations

- **8** stations launched
- Partnership with SPCA, Pet Station, and Nevada Humane Society
- HelpingPetsHome.com



SOCIAL MEDIA STRIDES



NEXT QUARTER

3

**Pet food
Distributions**

3

**Vaccine
clinics**

**Media
&
website
updates**



**BARKTOBERFEST
&
12 DAYS OF PETSGIVING**

LIVESTOCK MICROCHIPPING

KRITTERS AND KRAFTS

SCHOOL PRESENTATION



**REGIONAL
ANIMAL SERVICES**

Future Topics



Off Leash Calls with
Outcomes- An Overview



Code Amendment Updates-
Variance Permit